

Stitchers Hidzaway!

Kindred Spirits TWO

with Ellen Chester of With My Needle
Sturbridge, MA – October 2016

Fun Report



The demand for this retreat was so great that two Kindred Spirits Retreats were held a week apart! Both took place at the Publick House Historic Inn in Sturbridge, MA.

Ellen Chester's project for us was her Kindred Spirits Shaker Carrier. In addition to the carrier, the project included a luscious silk-ribbon-embellished needleroll, a pin cube, a scissors holder, a pipkin, and an optional ruler holder.

Ellen taught us a variety of stitches, including Algerian eye, alternating double backstitch, closed herringbone, cross stitch over one linen thread, diamond eyelet, eyelet, four-sided, herringbone, mosaic, nun's stitch, Rhodes, rice, satin, Smyrna cross, tent, tied half-Rhodes, tied herringbone, triple cross and Williamsburg stitch! Wow! We learned a lot!! She also guided us through all the finishing instructions we needed to complete the project. Her written instructions were excellent, but how wonderful to learn directly from her during our two days of classes!



There is just so much excitement as each retreat begins! Everyone looks forward to it for SO long. When the doors are finally opened and everyone comes in -- what joy!

This group of stitchers came from CA, MA, NH, NY, OH, New Brunswick and Prince Edward Island, Canada. It was a smaller group, but no less enthusiastic!



At each seat was a Stitcher's Hideaway Fun Pack waiting for them filled with generous goodies donated by Bush Mountain Stitchery & Framing, Elizabeth's Designs, Kreinik, Morning Glory Needleworks, Rosewood Manor, Samplers and Such, Stitchers Hideaway, Tempting Tangles, Udder Cream, Victoria Sampler, and Weeks Dye Works. And just in case we didn't have enough stash -- Bush Mountain Stitchery had set up shop for our Stash Enhancement Pleasure!

Soon it was time to settle down for our class to begin and we eagerly dove into our kits. Each one included a generous cut of 36-count linen, beautiful silk threads, duponi silk, overdyed silk ribbons, cat's eye beads, a custom-made bee marking pin, and our stunning tiger maple divided carrier!

Our class time was devoted to working on the six-sided pinkeep, which used the stitches we would need to complete the project. Ellen was very patient as she guided us through each step.





Ellen is a fabulous instructor. Her directions, both in class and in her printed materials were superb!



Bev & Cynthia - long time stitching buddies



Ellen helping Sue



Jodi and Amy



Carol and Nataly



Elin



Mikki, Veronica, Father Joseph



Jen



Cathi



June & Marietta



Laura



Virginia and Kimberly



Sue and Ruth



Throughout the retreat lucky recipients received generous door prizes from 123Stitch, Bush Mountain Stitchery & Framing, Morning Glory Needleworks, Praiseworthy Stitches, Rosewood Manor, Seraphim Hand Dyed Fabrics by Laurie, Stitchers Hideaway, Victoria Sampler, With My Needle, and Kathy Rosen & Linda Mosch, friends of Stitcher's Hideaway. There were also some absolutely amazing donations from an anonymous donor. Thank you all! What fun!



Door prize from With My Needle



Door prize from an Anonymous Donor



Door prize from Rosewood Manor




Door prize from an Anonymous Donor



Door prize from Victoria Sampler



Door prize from Praiseworthy Stitches



\$25 Gift Certificate from [123stitch!](#)



Door prize from
an Anonymous Donor



Door prize from
[Bush Mountain Stitchery](#)



Laura with a door prize
from [Rosewood Manor](#)



Door prize from [Morning Glory Needleworks](#)



Door prize from an
Anonymous Donor



Door prize from
[Norden Crafts](#)



Door prize from an Anonymous
Donor



Door prize from
[With My Needle](#)



Door prize from
Stitcher's Hideaway



Door prize from 123stitch!



Door prize from an
Anonymous Donor



Door prize from an
Anonymous Donor



Door prize from
Stitcher's Hideaway



Door prize from an
Anonymous Donor

The door prizes just kept coming and coming! Donors, you added so much to our fun!!

We had a wonderful optional stitching exchange at this retreat. Participants stitched and finished their stitching as some object or framed piece. They were all brought to the retreat gift wrapped, numbers were drawn, and then we picked a gift by the order of our drawn number. It's a lot of fun!



Mikki



Nataly



Sue



Virginia



Kathy



Amy



Here's a picture of each one.



After our stitching exchange, I gave each attendee a kit of my latest little design, "Friends are Flowers."



During the retreat we had a fantastic presentation by Rebecca Beall and Jean Contino of Old Sturbridge Village! They came in with sewing tools and accessories from the OSV collection -- it was wonderful!!!! To read about this presentation, go to [Constant Companions: Sewing Tools from the Old Sturbridge Village Collection.](#)



There was a little bit of mischief going on during the retreat!

By the way, there have been many mother and daughter/s attendees at Stitcher's Hideaway retreat, even 3 generation attendees, but this was the first time I ever had a mother and son attend one of my retreats! How wonderful that they can share their love of needlework together!



We did a lot of shopping at the retreat!



Sue and Kathy



Sue & Sue, Incorporated





Laura working away....

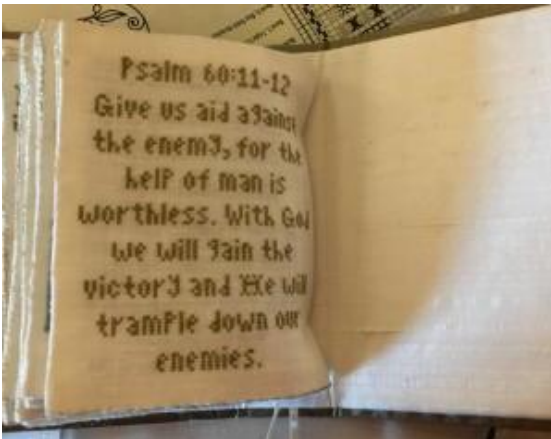


Occasionally we let Ellen relax.

We had an absolutely amazing Show 'n Tell! I think I'll begin by showing you the pages of a beautiful gilded book stitched and finished by Veronica. We were all just amazed by this. The design is "Days of Advent" by Mary Beale. I just know someone is going to ask me where to get it, so here's a link to [Mary Beale's website](#).


















We saw more than needlework at this retreat when Mikki shared her paintings! This is something new for her and we were very impressed!





Until next time!
Sue

[Read about the Kindred Spirits ONE Retreat](#)

[Read about the OSV Lecture: Constant Companions: Sewing Tools from the Old Sturbridge Village Collection.](#)

[Read more Fun Reports](#)

[Return to Home Page](#)