

Bling in the Holidays Retreat Fun Report

**with Thea Dueck of Victoria Sampler
October 2018 in Sturbridge, MA**



The holidays started early at the Stitcher's Hideaway Bling in the Holidays retreat at the Publick House in Sturbridge, MA, and just like Christmas morning, the stitchers were eager to begin!

We had many retreat alumni and new stitchers -- not only to Stitcher's Hideaway, but to needlework. The beautiful Bling Tree designed by Thea Dueck of Victoria Sampler inspired stitchers to gather from AZ, CA, CT, DE, MD, ME, NC, NJ, NY, OH, PA, RI, TX, VA and WV!



Fun Packs in festive holiday patterns decorated the classroom!

The Fun Pack donations came from [123Stitch](#), [Elizabeth's Designs](#), [Kreinik](#), [Morning Glory Needleworks](#), [Rosewood Manor](#), [Samplers & Such](#), [Stitchers Hideaway](#), [Tempting Tangles](#), [Victoria Sampler](#) and [Weeks Dye Works](#). What fun to see all the goodies!





There was even time to do some stash enhancement at The World In Stitches vendor tables, and to check out the latest Stitcher's Hideaway logo wear, including the stunning royal blue sweatshirt modeled by Sue!



We could hardly wait for class to begin! Pre-work for our retreat project was stitching the tree and lettering.

Our first day was spent learning and then stitching the beautiful specialty stitches around the words. Thea was a fun and patient instructor and she cheerfully guided us through each step.



Thea and Linda



Homework completed & on to the first embellishment!



Thea and Darlene



Amy, Lenore, Doris & Wanda



Susan working on the Bling!
Time flew by as we caught up
with old friends
and met new ones!



Linda, Carol, Stephanie & Linda



That's one of the most awesome
things about a Stitcher's
Hideaway retreat – you might
arrive alone, but with everyone
working on the same project and
having all our meals together,
you quickly get to know each
other and new friendships begin!





Look at what good little students we were!



Janice



Heather



Eileen



After a delicious dinner in the rustic Barn Dining Room, we settled in for an evening of stitching. When to what to our wondering eyes should appear? Santa, of course!

He checked his list twice to see who stitched naughty or nice.

(We were all nice of course!)

Santa came around to see what we'd all been diligently working on and presented each of us with a gift of needle keeps, needles and candy to help us along.





After regaling us with stories of his adventures, he gave each of us gifts!



Santa and Thea



Santa and Amy



Jen & Sue with Santa




Jen & Sue with Santa



Meredith & Santa

And then we had some more gift giving fun with Door Prizes!!!



Barb with chart from the
[Victoria Sampler](#)



Lenore with gift certificate from
[123 Stitch](#)



Doris with chart from
[Glendon Place](#)



Linda with chart from
[Victoria Sampler](#)



Stephanie with kit from
[The World in Stitches](#)



Ruth with a chart from
[Rosewood Manor](#)



Gail with a chart from
[Amy Bruecken Designs](#)



Eileen with chart from
[Elizabeth's Needlework Designs](#)



Amy with chart from
[Rosewood Manor](#)



Meredith with thread winders from
[Rosewood Manor](#)

Carol with door prize from
[Morning Glory Needleworks](#)

Dawn with a chart from
[Amy Bruecken Designs](#)



Jolene with chart from [With My Needle](#)



Janice with frame from [123 Stitch](#)



Diane with metallic threads from [Kreinik](#)

We also had an optional stitching exchange that was a lot of fun!



Gail



Cathi



Darlene



Doris



Jen



Linda



Mikki



Meredith



Jolene



Eileen



Susan



Carolyn



Wanda



Susan



Sue



The next day was spent decorating our Bling Trees! Many possible decorations came with our kits, but Thea also encouraged us to bring our own items to personalize our trees. We laid out our decorations on our trees, took pictures, and then changed them as desired. The pictures helped to give us a preview of how our layouts would look. What a fun way to spend the day!





Carolyn



Eileen



Linda



Jolene



Kathi



Ruth was the first to finish!



Jen was behind so she decked her linen with a string of lights!



Amy blinged up her earrings!

Throughout the day we had even MORE door prizes!



Carol with a chart from [Rosewood Manor](#)




Darlene with a chart from [Amy Bruecken Designs](#)



Judy with a design from [Elizabeth's Designs](#)



Naomi with a design from [Victoria Sampler](#)




Susan with \$25 Gift Certificate from [123 Stitch](#)




Wanda with chart and accessories from [Victoria Sampler](#)




Heather with chart from [With My Needle](#)



Susan with a chart from an anonymous donor



Deb with a chart from [Rosewood Manor](#)



Nancy with a design from [Elizabeth's Designs](#)



Cathi with a chart from [Brightneedle](#)



Kathi with thread winders from [Rosewood Manor](#)

That evening we had a wonderful session of Show 'n Tell! In addition to needlework, we saw crochet, cards, paintings and quilting!







Dawn



Jen



Diane



Cathi



Linda





Here's Mikki with some stitching, but she's also the one who did the painting.





Kathi



Carol



Meredith





Doris



Susan makes cards and gave one to each of us!



Sue gave every stitcher a kit to make her keepsake ornament, and presented a finished one to Thea.



Thea gave Sue & Jen her hot-off-the-press Christmas Memories Ornament charts!



Jen presented Thea with a Minion Pincushion!



As we worked on decorating our trees, it was fun to see how everyone's had their own personal touches! It'll be exciting to see what folks post on the Stitcher's Hideaway Alumni page with their finished trees! This project will certainly bring Christmas joy for years to come!

Thank you to Thea and all the stitchers that made this such a fun retreat!!!